

# Metal/Metal Ion Reactions

## Laboratory Activity\*

Name \_\_\_\_\_ Lab Section \_\_\_\_\_

Problem Statement: How do metals and metal ions react?

### I. Data Collection: Eight Solutions

- A. The simulation is located at <http://intro.chem.okstate.edu/1515F01/Laboratory/ActivityofMetals/home.html>. Open the software and go to the opening activity. You should see a graphic that appears in part like figure A.
- B. Hold the magnifier over each beaker and "click" to view it's submicroscopic contents. Record what you see on the beakers in Figure A.

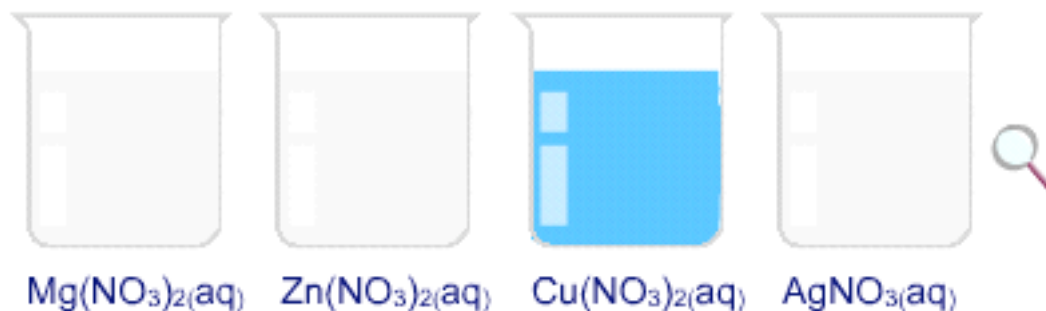


Figure A

- C. In your own words describe why H<sub>2</sub>O molecules are not displayed when the magnifier shows the submicroscopic contents of each beaker.

---

\* Written by John I. Gelder, Oklahoma State University and Michael R. Abraham, University of Oklahoma. Updated 10/22/03

## II. Data Analysis

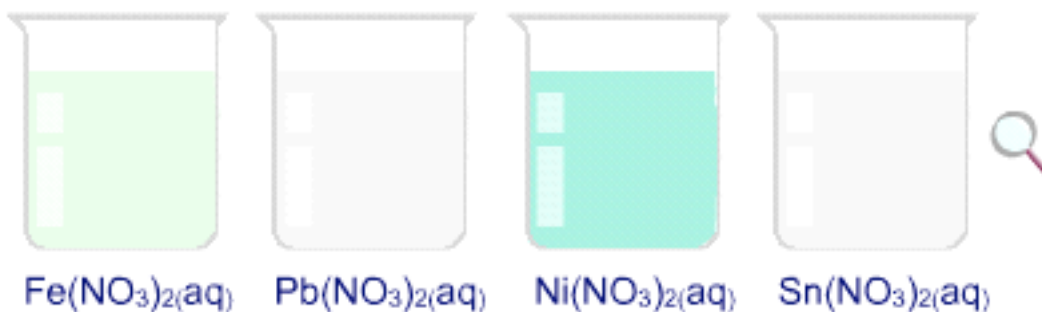
Record the number of each species in each beaker. How are these numbers related to the formula of the compound?

## III. Interpretation

A. List three characteristics that are the same for all of these solutions and three characteristics that make them different.

B. Identify the species that accounts for the color of each of the four solutions. What evidence did you use to arrive at your conclusions?

C. Predict and record in Figure B what you would expect to see with the magnifier in the other beakers.



**Figure B**

IV. Data Collection: Activity One

A. Go to Activity One in the simulation, pick one of the metals and follow the instructions to test its interaction with each of the solutions. Record your observations in Table 1 below. Describe any evidence you see for a chemical reaction. What changes do you see in the metal? What changes do you see in the solution?

B. Repeat this process with each of the metals.

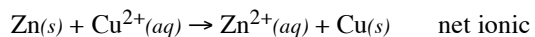
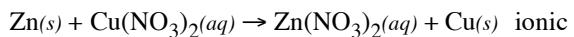
	$\text{Mg}^{2+}(\text{aq})$	$\text{Zn}^{2+}(\text{aq})$	$\text{Cu}^{2+}(\text{aq})$	$\text{Ag}^{+}(\text{aq})$
$\text{Mg}(\text{s})$				
$\text{Cu}(\text{s})$				
$\text{Zn}(\text{s})$				
$\text{Ag}(\text{s})$				

**Table 1**

## V. Data Analysis

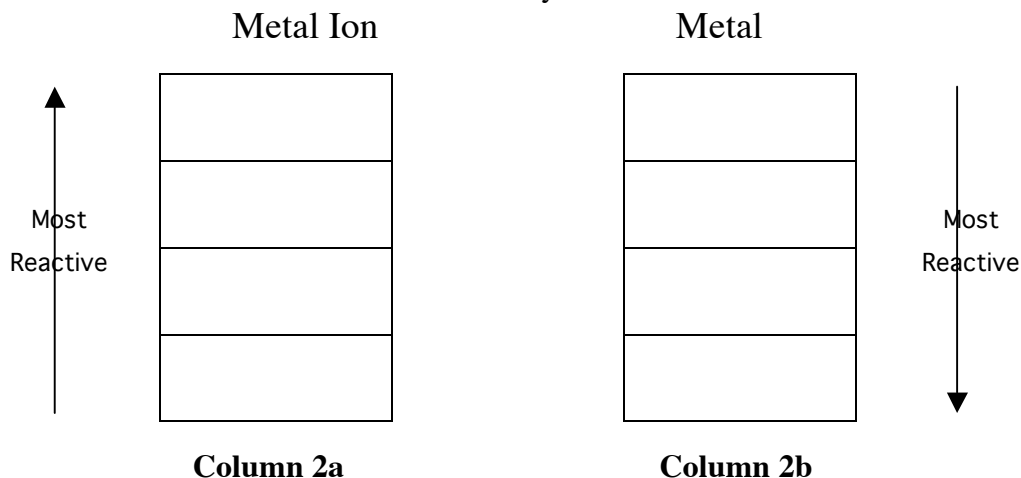
- A. Write a chemical equation and the net ionic equation for each chemical reaction you observed in IVA. Note: If you are having difficulty writing the chemical equation and net ionic equation using the information from Table I you may find the following helpful. In Activity One click on Molecular Scale Reactions box and follow the directions on the new page. You will be able to watch the reaction occur at the molecular scale for whatever combination of metal and solution you have selected.

Example:



- B. For each metal in Table 1 indicate the metal ions it reacted with, and for each metal ion indicate the metals it reacted with.

In Column 2a rank the four metal ions used in IVA in order of reactivity as indicated. In Column 2b rank the four metals used in IVA in order of reactivity as indicated.



VI. Interpretation

A. How are Columns 2a and 2b in the previous section related to each other?

B. For each of the metals in Column 2b, use the reactivity data you collected (Table 1) to identify the metal ions in Column 2a that chemically reacted with it. Note the position of these reacting ions in relation with the position of those that don't react. Repeat this process for each of the metals. Summarize your findings concerning the combination of reacting metals and metal ions in Column 2a and 2b in the table below.

Metal Selected in Column 2b	Metal Ions in Column 2a that React with Metal from Column 2b	Metal Ions in Column 2a that do not react with Metal from Column 2b

Write a general statement that describes the reactivity of a metal (Column 2b) with the metal ions (Column 2a)

"Click" on the molecular scale button in the laboratory simulation Activity One to view the metal/metal ion interactions at the molecular (submicroscopic) level.

Follow the instructions in the software. Select a combination of metal and solution that results in a reaction (Table 1). Watch the animation, then Click through the slides. Relate what you observe in this Molecular Level view with your macroscopic observation for the reaction.

Select a combination of metal and solution that does not result in a reaction (Table 1). Watch the animation and Click through the slides. Relate what you observe in this Molecular Level view with your macroscopic observation for the reaction.

- C. When looking at the metal in Column 2b and the metal ion in Column 2a the charge is not balanced. Write a balanced equation relating each metal ion (Column 2a) to its corresponding metal (Column 2b).

VII. Data Collection: Activity Two

Go to Activity Two and complete the Table below using the new set of metal/metal ions.

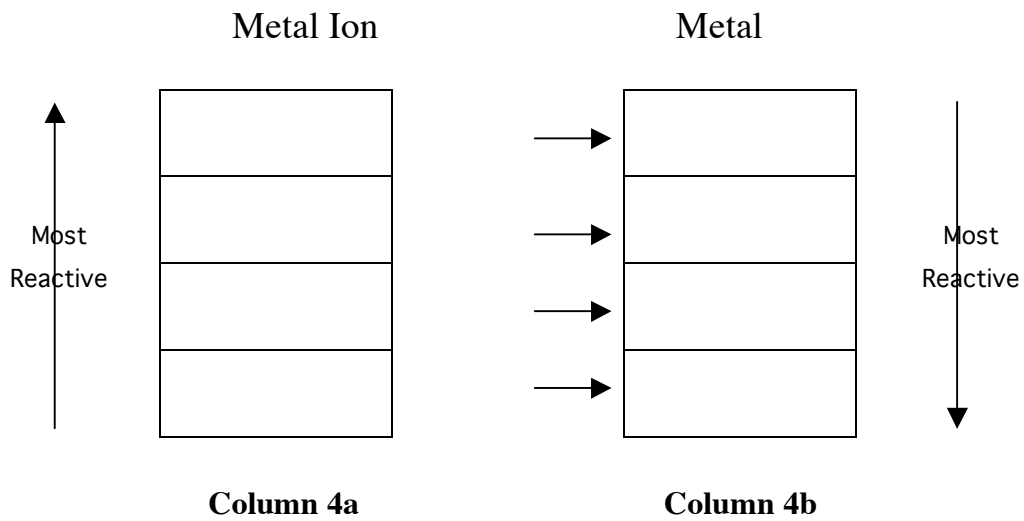
	$\text{Fe}^{2+}(\text{aq})$	$\text{Pb}^{2+}(\text{aq})$	$\text{Ni}^{2+}(\text{aq})$	$\text{Sn}^{2+}(\text{aq})$
$\text{Fe}(\text{s})$				
$\text{Pb}(\text{s})$				
$\text{Ni}(\text{s})$				
$\text{Sn}(\text{s})$				

**Table 3**

VIII. Data Analysis and Interpretation

A. Write net ionic chemical equations for the chemical reactions you observed.

B. In Column 4a rank the four metal ions used in VII in order of reactivity as indicated. In Column 4b rank the four metals used in VII in order of reactivity as indicated.





IX. Data Collection: Activity Three

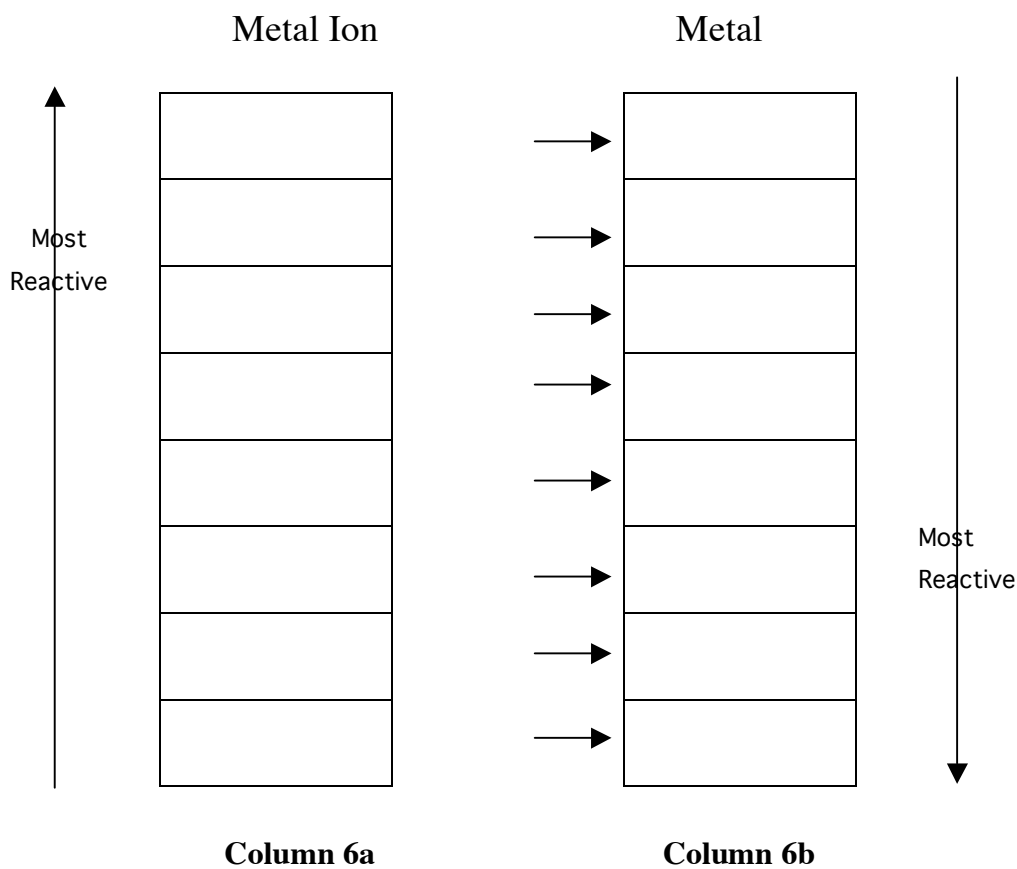
A. Go to Activity Two and complete the Table below using the set of metal/metal ions taken from Activities One and Two.

	$\text{Fe}^{2+}(\text{aq})$	$\text{Zn}^{2+}(\text{aq})$	$\text{Cu}^{2+}(\text{aq})$	$\text{Pb}^{2+}(\text{aq})$
Fe(s)				
Cu(s)				
Zn(s)				
Pb(s)				

**Table 5**

## X. Data Analysis and Conclusions

In Columns 2a/2b and Columns 4a/4b you have two ranked sets of metal and metal ions. In Activity 3 you investigated a pair of metals and metal ions from the two sets in Activity 1 and 2. Based on the reactivity of these combinations of metals and metal ions, and your responses in part VI. Interpretation (page 6), rank the eight metal ions and metals you have studied.

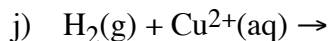
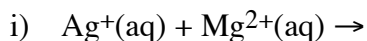
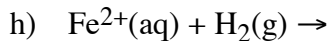
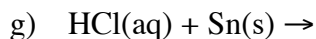
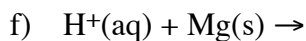
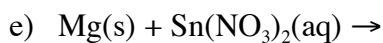
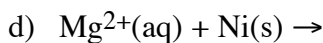
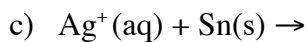
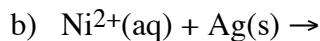
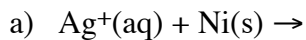


## XI. Data Collection – Activity Four

Go to Activity Four and follow the directions. Record your observation concerning the reaction of the five metals with HCl.



B. Use the information in Columns 7a and 7b predict the products of the following reactions.



C. Mental Model: Draw a picture(s) that illustrates what happens at the molecular level when  $\text{Ag}^+$  ion and Sn metal are mixed. In words explain what is happening in your picture(s).

D. An unknown metal, M, not studied in this experiment is found to react with  $\text{Ag}^+$  ion,  $\text{Pb}^{2+}$  ion and  $\text{Cu}^{2+}$  ion, but not with  $\text{Ni}^{2+}$  ion,  $\text{Mg}^{2+}$  ion or  $\text{Zn}^{2+}$  ion. Where does the unknown metal, M, appear in your activity series?